



RAMEN DICE!


Ramen Dice is a game where you compete for high scores by making combinations with the dice rolls.



What you need • Ramen Dice • Writing utensil







How to play

- Play in an easy-to-follow order, such as clockwise. You can also play solo.
- On your turn, you can roll the dice up to 3 times, aiming to make a combination with the results.
- On the first roll, roll all 5 dice.
- On the second and third rolls, you can choose which dice to re-roll.
- You may also end your turn after the first or second roll.



Filling in the scorecard

- After your turn, write your score in one of the empty boxes on the scorecard.
- If you don't make a combination, or if the box is already filled, write 0 or X in any empty box.
- The game ends when all boxes are filled.
- For one game, use one vertical column.

UPPER PART	
Aces  = 1	Total of dice showing 1
Twos  = 2	Total of dice showing 2
Threes  = 3	Total of dice showing 3
Fours  = 4	Total of dice showing 4
Fives  = 5	Total of dice showing 5
Sixes  = 6	Total of dice showing 6
TOTAL	Write the sum of the above 6 rows
BONUS	If TOTAL is 63 or more, receive a bonus of 35 points
UPPER PART TOTAL	Sum of TOTAL and BONUS (35 points)
LOWER PART	
Same 3	If 3 or more dice show the same number, sum of all dice
Same 4	If 4 or more dice show the same number, sum of all dice
Same 5	If all 5 dice show the same number, 50 points
Full House	If three of one number and two of another, 25 points
Short Straight	If four consecutive numbers, 30 points
Long Straight	If five consecutive numbers, 40 points
RAMEN DICE!	If all five dice show ramen (6), 200 points
HELP	Regardless of combination, sum of all dice. Can be used for any roll.
LOWER PART TOTAL	Write the sum of the above 8 rows
UPPER PART TOTAL	
GRAND TOTAL	Grand total of UPPER PART and LOWER PART

If multiple combinations are possible, the player can choose which one to use.